

# fiora



PDD.FT.QUADRO.6642.04\_EN

# Quadro

SSSP6642

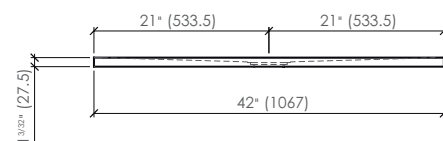
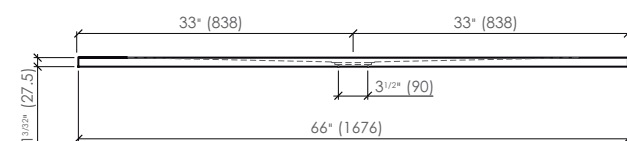
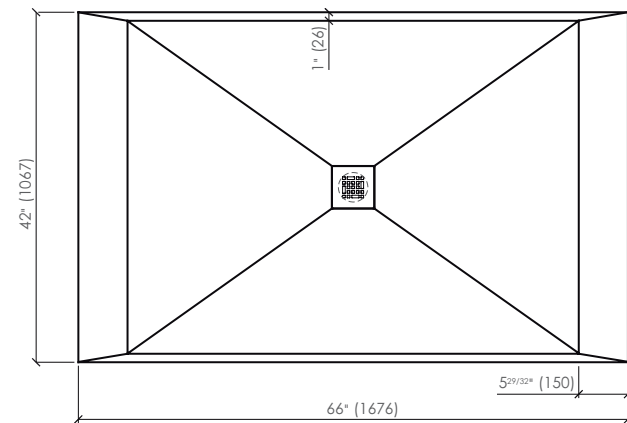


CSA B45.5  
IAPMO/ANSI Z124



## DIMENSIONS AND WEIGHT

Length: 66" (1676 mm)  
Width: 42" (1067 mm)  
Height: 1<sup>3/32</sup>" (27.5 mm)  
Weight: 175.8 lb (79.7 kg)



## MATERIAL

**Base:** Sillexpol® (matrix of mineral charges and polyurethane resin). Silica-free product.  
**Drain cover:** Stainless steel, lacquered to match color of the base (brushed stainless steel finish optional).

## TEXTURE

Slate.

## COLORS

In stock:



On order:



## INCLUDED

- Shower base.
- Drain cover.
- Tile flange (includes 2 long sides and 1 short side).
- Adhesive tape for sealing flange at the corners.
- Installation instructions and owner's manual.
- Packaged in a triplex carton box with a wood frame.

## RECOMMENDED DRAINS (not included)

For 2" drain connection:

- Sioux Chief: 825-2 - PVC
- Oatey: 42049 - PVC
- Oatey: 42150 - BRASS
- Eastman: 15303 - PVC
- Zurn: FD2275
- OS&B SD35-CP - ABS
- OS&B SD5135-CP - PVC
- OS&B SD22 - BRASS

## FEATURES

- Non slip finish: class III (Method of analysis: UNE-ENV 12633:2003).
- Nanobath: Bacteriostatic and fungistatic.
- Base can be cut on-site to accommodate room's architecture and measurements.
- Metalface: Extra coating to improve hardness and strength of shower base finish.
- Installation above floor or flush with the floor.
- Totally flat at the bottom.
- 100% waterproof, no membrane required.
- Easy installation using silicone/caulk or polyurethane adhesive.